


APPLICATION

- Exhaust flow control in critical spaces including laboratories, industrial air flow applications, and hazardous environments
- VAV fume hood applications utilizing face velocity controls
- General room exhaust
- Round inlet and outlet for installation in round / spiral ductwork.
- Normally open or closed fail safe positions using rapid response pneumatic actuators
- Control strategies using pneumatic, analog, or direct digital control (DDC) systems

FEATURES


- Round inlet sizes from 5" to 16" diameter. Rectangular 24" x 16" available.
- Velocity wing sensor with 20 sensing points for extremely accurate airflow sensing – fire retardant ABS plastic.
- Solid 1/2" \varnothing cast aluminum shaft machine riveted to damper blade assembly insures years of trouble free and safe operation
- Rigid, 20 gauge galvanized construction with rolled stiffening beads / duct stops
- Damper includes a cross-linked polyethylene perimeter lip seal that is highly resistant to most chemicals
- 90° damper rotation from full open to closed
- Self-lubricating damper shaft bearings
- Balancing taps and calibration chart are standard to aid field adjustment and commissioning




Model XAFT shown with Velocity Wing Airflow Sensor

OPTIONS & ACCESSORIES

- Valve available in aluminum or 304 / 316 stainless steel construction ("exposed to flow" parts)
- PX-2 cross flow sensor (PVC center hub) or Traversing style sensors available with orifice plates for high degree of flow range flexibility (Aluminum or 304/ 316 stainless steel)
- Un-obstructive air flow sensors
- Orifice plates to amplify low signals from airflow sensors for increased accuracy
- Phenolic coating for improved fume protection against acids, alkalis, solvents, and inorganic salts
- Digital, analog, or pneumatic control systems



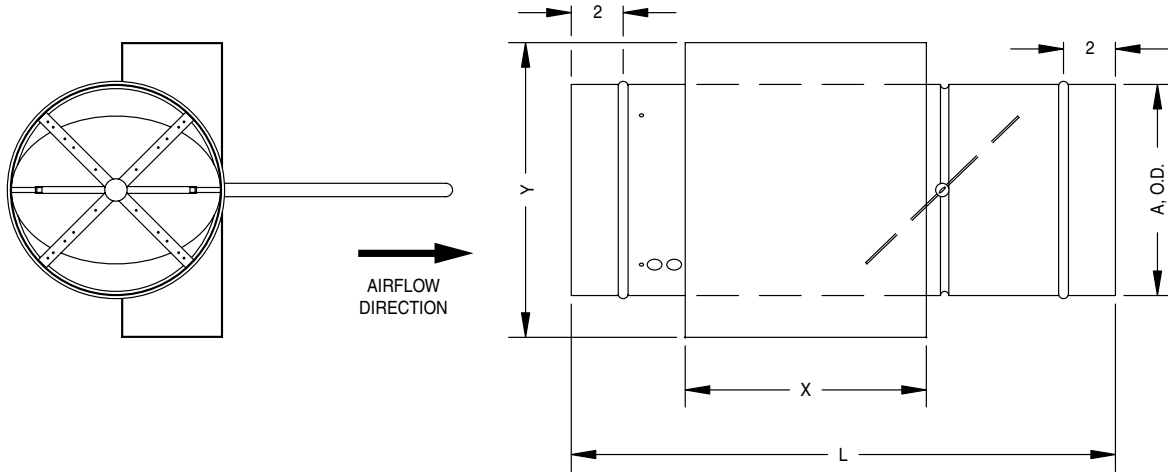
Traverse Air Flow Sensor



Optional PX-2 Cross Air Flow Sensor

Optional Amplifying Orifice Rings (see page E-5)

NOTES: - 8" diameter shown



SIZE	A, Ø	X	Y	L
5	4-7/8	9	10-7/8	20-5/16
6	5-7/8	9	10-7/8	20-5/16
7	6-7/8	9	10-7/8	20-5/16
8	7-7/8	9	10-7/8	20-5/16
10	9-7/8	9	12-1/8	20-5/16
12	11-7/8	10	12-1/16	23-57/64
14	13-7/8	10	14-1/16	23-57/64
16	15-7/8	10	16-1/16	23-57/64

24 X 16 AVAILABLE. CONTACT AN ANEMOSTAT REPRESENTATIVE FOR DETAILS.

Optional Control Enclosure

