

S-VENT[®]

SUBMITTAL SHEET



Anemostat[®]

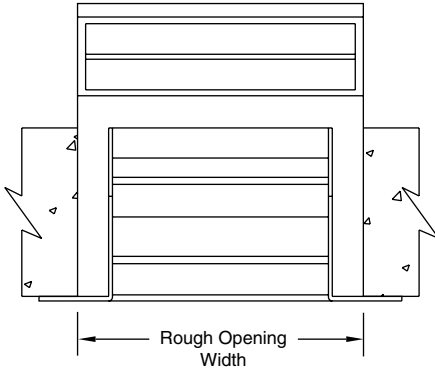
A MESTEK COMPANY

P.O. BOX 4938 • 1220 WATSONCENTER ROAD • CARSON, CA 90745-4206
 (310) 835-7500 • FAX (310) 835-0448
 e-mail: airsec@anemostat.com • website: www.anemostat.com

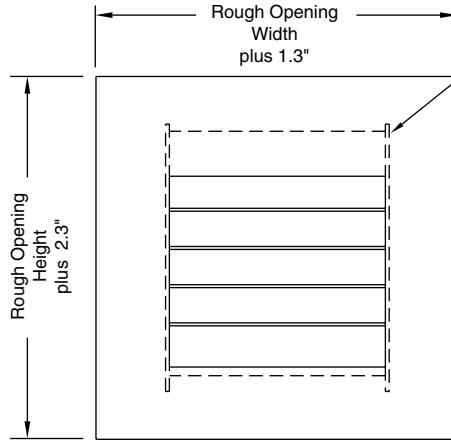
SV49-__-AF

SPECIFY TYPE
MAXIMUM SECURITY GRILLE
 1/2" HORIZONTAL OPENING
 with
 ANGLE FRAME

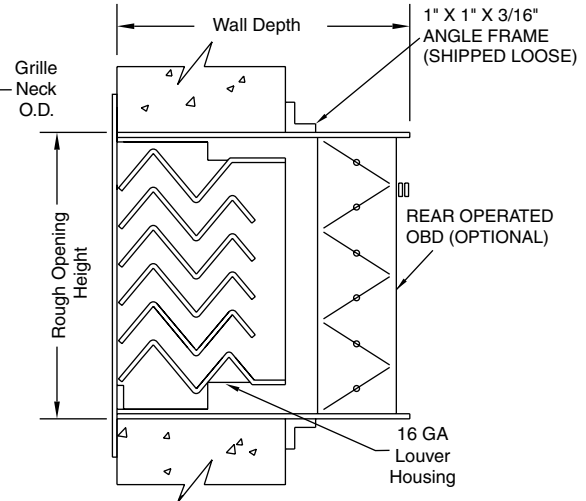
TOP SECTION



FRONT SECTION



SIDE SECTION



IMPORTANT: It is the specifier's responsibility to properly configure the HVAC system to meet the appropriate level of comfort, safety, security and detention

PRODUCT FEATURES

Face Flange

16 GA (standard)

Material Type

Cold Rolled Steel (standard)

Horizontal Louvers with Housing

16 GA with 3 1/4" Neck Depth (std)

Finish

Beige Powder Coat-5 to 7 mil (std)

White Powder Coat-5 to 7 mil (opt)

Other Powder Coat Colors _____

Sleeve (standard)

12 GA - specify length _____

Angle Frame

1" x 1" x 3/16" (optional)

1" x 1" x 1/4" (optional)

1" x 1" x 1/8" (optional)

Opposed Blade Damper (optional)
 (shipped loose)

Rear Operated (with sleeve only)

Anchoring Studs (optional)

Nelson Type - specify stud size _____
 (with sleeve only)

**MUST SPECIFY TYPE (BASED ON ROUGH OPENING SIZE)
 AS PART OF MODEL NUMBER WHEN PLACING ORDER**

Dimensions in Inches		ROUGH OPENING SIZES (WIDTH X HEIGHT)								
		WIDTH								
		7	9	11	13	15	17	19	21	23
HEIGHT	6	A1	B1	C1	D1	E1	F1	G1	H1	J1
	8	A2	B2	C2	D2	E2	F2	G2	H2	J2
	10	A3	B3	C3	D3	E3	F3	G3	H3	J3
	12	A4	B4	C4	D4	E4	F4	G4	H4	J4
	14	A5	B5	C5	D5	E5	F5	G5	H5	J5
	16	A6	B6	C6	D6	E6	F6	G6	H6	J6
	18	A7	B7	C7	D7	E7	F7	G7	H7	J7
	20	A8	B8	C8	D8	E8	F8	G8	H8	J8
	22	A9	B9	C9	D9	E9	F9	G9	H9	J9

QTY	TYPE	ROUGH OPENING W" X H"	WALL DEPTH
27	C4	11 X 12	6"

SUBMITTAL APPROVAL

Job Name and Location			
Engineer	Date	Factory	Date
Mfr. Rep.	Date	Submitted By	Date

AUGUST 2008
 NEW CONSTRUCTION
 S-VENT SECURITY PRODUCTS PAGE 11