


Anemostat's complete line of casing treatments and insulation systems provide performance solutions to meet any design requirement. We only use insulating materials that meet industry standard classifications for fire, erosion, water vapor sorption, and microbiological resistance.



1/2" DUAL-DENSITY FIBERGLASS INSULATION


Features:

- Good acoustical-thermal performance with high density skin
- R Value: 1.92 hr-ft²-°F / BTU @ 75°F
- Density: 4 lb/ft³ Skin and 1.5 lb/ft³ core

1" DUAL-DENSITY FIBERGLASS INSULATION

Features:

- High R-value with high density skin
- R Value: 3.85 hr-ft²-°F / BTU @ 75°F
- Density: 4 lb/ft³ Skin and 1.5 lb/ft³ core



1/2" FOIL LAMINATED FIBERGLASS INSULATION


Features:

- Impervious foil facing with aluminum taped edges
- Isolates glass fibers from the air stream
- R Value: 1.92 hr-ft²-°F / BTU @ 75°F
- Density: 1.5 lb/ft³ core

1" FOIL LAMINATED FIBERGLASS INSULATION

Features:


- High R-value & impervious foil facing with aluminum taped edges
- Isolates glass fibers from the air stream
- R Value: 3.85 hr-ft²-°F / BTU @ 75°F
- Density: 1.5 lb/ft³ core



FIBRE-LOK INSULATING SYSTEM

Features:

- Insulating system with high R-value
- Sheet metal channels and angles encapsulate insulation edges
- Isolates glass fibers from the air stream
- 1" Foil Laminated Ductboard Insulation
- R Value: 4.35 hr-ft²-°F / BTU @ 75°F
- Density: 4 lb/ft³ core



FIBER-LESS INSULATION

Features:


- Closed cell insulation – no glass fibers
- 3/8" Elastomeric Engineered Foam Insulation
- R Value: 1.5 hr-ft²-°F / BTU @ 75°F
- Density: 3 lb/ft³



DUAL-WALL CASING TREATMENT

Features:

- Puncture-proof sheet metal interior skin
- Isolates glass fibers from the air stream
- 1/2" fiberglass insulation between the walls
- R Value: 1.92 hr-ft²-°F / BTU @ 75°F
- Density: 4 lb/ft³ Skin and 1.5 lb/ft³ core



LO-TEMP CASING TREATMENT

Features:

- 1" Dual-density Fiberglass Insulation
- Insulated front panel breaks thermal bridge between inlet cylinder and casing
- R Value: 3.85 hr-ft²-°F / BTU @ 75°F
- Density: 4 lb/ft³ Skin and 1.5 lb/ft³ core

Insulated Dual Wall
Prevents Condensation



LO-LEAK CONSTRUCTION

Lo-Leak construction is a sealant treatment to reduce casing leakage as shown in graph 1 for all sizes 5"ø-16"ø. Extensive testing shows that leak rates are minimally dependent upon the casing size, i.e. the amount of easily sealed seams/joints, and are dictated by fixed sources of leakage – around the damper shaft seal/bearing, access door, and coil tubes. These leakage rates are not only for the basic unit, but INCLUDE double cam access doors AND 2 row hot water coils.

Graph 1

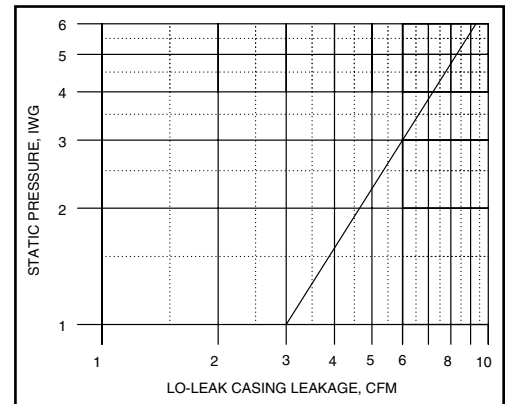


TABLE 1: AVAILABLE INSULATION TREATMENT OPTIONS BY PRODUCT TYPE

Air Terminal	1/2" Fiberglass	1" Fiberglass	1/2" Foil Faced	1" Foil Faced	Fibre-Lok	Fiber-Less	Dual Wall	Lo-Temp	Lo-Leak
EZT Single Duct	Std	•	•	•	•	•	•	•	•
QST / EST Series Fan Powered		Std		•		•	•	•	
QPT Parallel Fan Powered		Std		•		•	•	•	
DU Dual Duct	Std	•	•	•	•	•	•		•
HVI Jet Induction	Std		•			•			
RME Relief/Bypass	Std	•	•	•		•			

Notes:

1. All Anemostat casing treatments meet applicable standards and codes related to the material for use in the application intended.
2. Tests on cotton liners have shown significant moisture gain per ASTM C1071 and corrosion test failures per ASTM C665, and have been discontinued.

CODES & STANDARDS

ASTM C1071 Standard Specification for Fibrous Glass Duct Lining Insulation
(This is a performance based standard that addresses acoustics as well as most of the performance criteria shown below)

Fire Hazard Classifications:

- ASTM E84** Test Method for Surface Burning Characteristics of Building Materials
- ASTM E162** Standard Test Method for Surface Flammability of Materials Using a Radiant Heat Energy Source
- UL 723** Test for Surface Burning Characteristics of Building Materials
- NFPA 90A** Standard for the Installation of Air Conditioning and Ventilating Systems
- NFPA 90B** Standard for the Installation of Warm Air Heating and Air Conditioning Systems
- NFPA 255** Standard Method of Test of Surface Burning Characteristics of Building Materials

Air Erosion

UL 181 Factory-Made Air Ducts and Air Connectors

Water Vapor Sorption

ASTM C1104 Standard Test Method for Determining the Water Vapor Sorption of Unfaced Mineral Fiber Insulation

Corrosion

ASTM C665 Standard Specification for Mineral-Fiber Blanket Thermal Insulation for Light Frame Construction and Manufactured Housing

Microbiological Resistance

- UL 181** Factory-Made Air Ducts and Air Connectors (Mold Growth and Humidity)
- ASTM C1071** Standard Specification for Fibrous Glass Duct Lining Insulation (Fungi Resistance Test)
- ASTM G21** Practice for Determining Resistance of Synthetic Polymer Materials to Fungi
- ASTM G22** Practice for Determining Resistance of Plastics to Bacteria
- ASTM 1338** Method for Determining Fungi Resistance of Insulation Materials and Facings
- ASTM C411** Standard Test Method for Hot-Surface Performance of High-Temperature Thermal Insulation
- ASTM C665** Standard Specification for Mineral-Fiber Blanket Thermal Insulation for Light Frame Construction and Manufactured Housing