

# S-VENT<sup>®</sup>

## SUBMITTAL SHEET



# Anemostat<sup>®</sup>

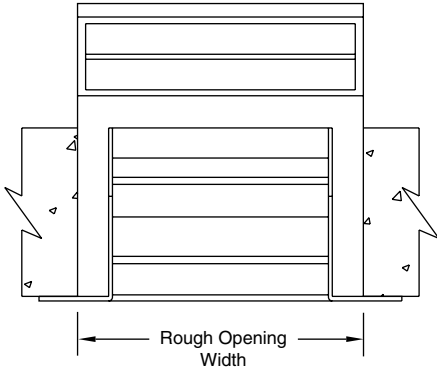
A MESTEK COMPANY

P.O. BOX 4938 • 1220 WATSONCENTER ROAD • CARSON, CA 90745-4206  
 (310) 835-7500 • FAX (310) 835-0448  
 e-mail: airsec@anemostat.com • website: www.anemostat.com

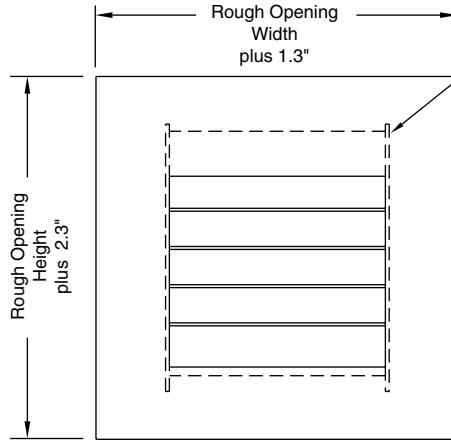
## SSV49-\_\_-AF

SPECIFY TYPE  
**MAXIMUM SECURITY GRILLE**  
 3/8" HORIZONTAL OPENING  
 with  
 ANGLE FRAME

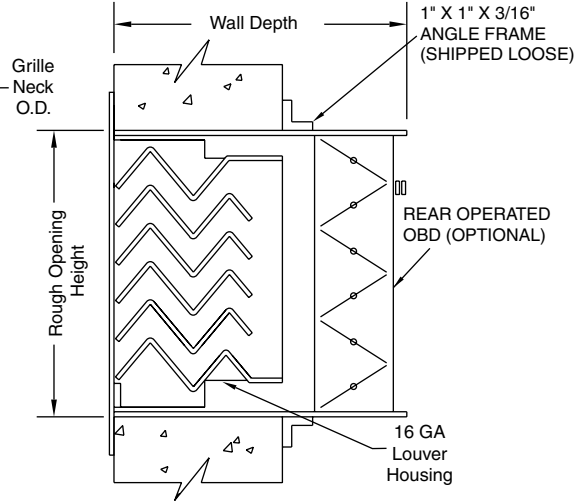
TOP SECTION



FRONT SECTION



SIDE SECTION



**IMPORTANT:** It is the specifier's responsibility to properly configure the HVAC system to meet the appropriate level of comfort, safety, security and detention

### PRODUCT FEATURES

**Face Flange**

16 GA (standard)

**Material Type**

Stainless Steel (standard)

**Horizontal Louvers with Housing**

16 GA with 3-1/4" Neck Depth (std)

**Finish**

- 2B Mill Finish (std)
- Beige Powder Coat-5 to 7 mil (opt)
- White Powder Coat-5 to 7 mil (opt)
- Other Powder Coat Colors \_\_\_\_\_

**Sleeve (standard)**

14 GA Galvanized - specify length \_\_\_\_\_

**Angle Frame (steel)**

- 1" x 1" x 3/16" (optional)
- 1" x 1" x 1/4" (optional)
- 1" x 1" x 1/8" (optional)

**Opposed Blade Damper (optional)**  
 (galvanized, shipped loose)

Rear Operated (with sleeve only)

**Anchoring Studs (optional)**

Nelson Type - specify stud size \_\_\_\_\_  
 (with sleeve only)

**MUST SPECIFY TYPE (BASED ON ROUGH OPENING SIZE) AS PART OF MODEL NUMBER WHEN PLACING ORDER**

ROUGH OPENING SIZES (WIDTH X HEIGHT)

Dimensions in Inches		WIDTH								
		7	9	11	13	15	17	19	21	23
HEIGHT	6	A1	B1	C1	D1	E1	F1	G1	H1	J1
	8	A2	B2	C2	D2	E2	F2	G2	H2	J2
	10	A3	B3	C3	D3	E3	F3	G3	H3	J3
	12	A4	B4	C4	D4	E4	F4	G4	H4	J4
	14	A5	B5	C5	D5	E5	F5	G5	H5	J5
	16	A6	B6	C6	D6	E6	F6	G6	H6	J6
	18	A7	B7	C7	D7	E7	F7	G7	H7	J7
	20	A8	B8	C8	D8	E8	F8	G8	H8	J8
	22	A9	B9	C9	D9	E9	F9	G9	H9	J9

QTY	TYPE	ROUGH OPENING W" X H"	WALL DEPTH
27	C4	11 X 12	6"

**SUBMITTAL APPROVAL**

<b>Job Name and Location</b>			
<b>Engineer</b>	Date	<b>Factory</b>	Date
<b>Mfr. Rep.</b>	Date	<b>Submitted By</b>	Date