

# S-VENT<sup>®</sup> SUBMITTAL SHEET

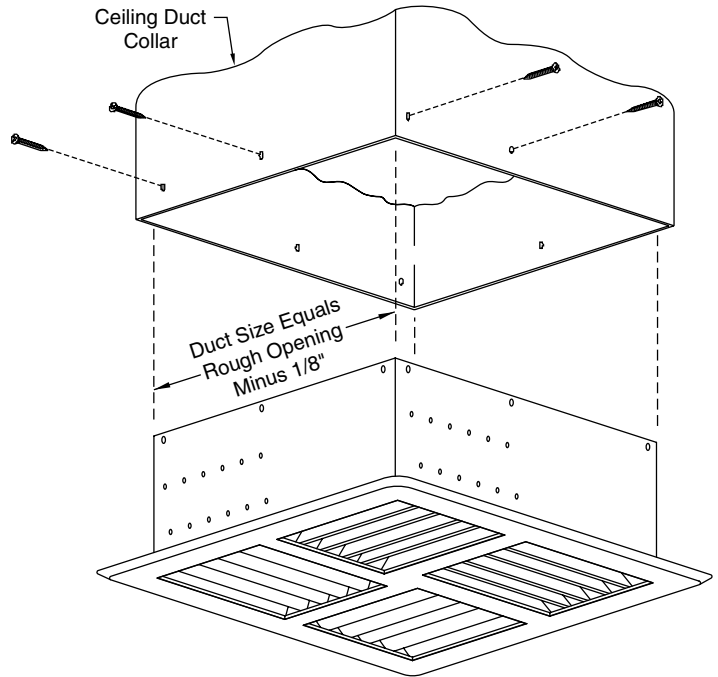
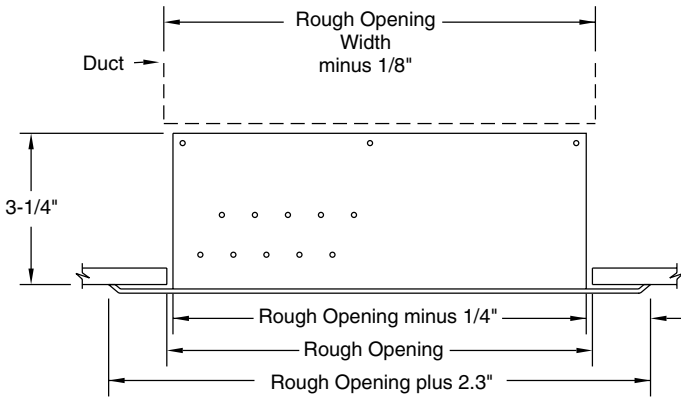


**Anemostat<sup>®</sup>**  
A MESTEK COMPANY

P.O. BOX 4938 • 1220 WATSONCENTER ROAD • CARSON, CA 90745-4206  
(310) 835-7500 • FAX (310) 835-0448  
e-mail: airsec@anemostat.com • website: www.anemostat.com

**SSV432-DM**  
MAXIMUM SECURITY  
DIFFUSER  
without  
FACEPLATE DEFLECTION  
DUCT MOUNTED

### TOP SECTION

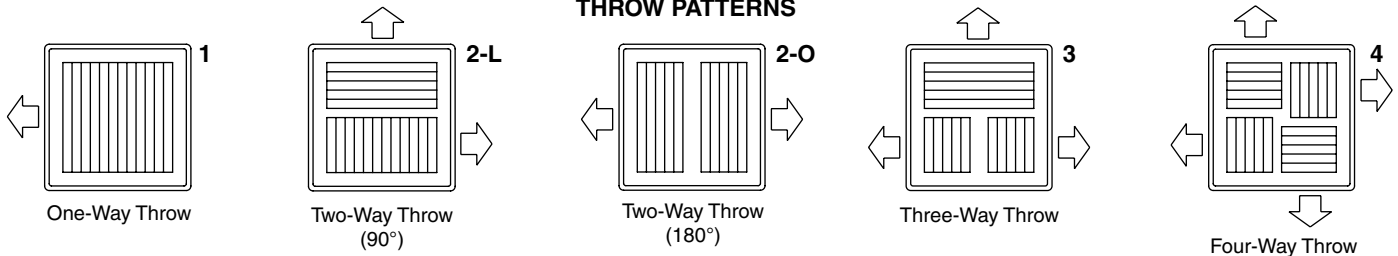


Grille Designation & Type	Rough Opening (inches)
SV432 - 8/8	08 x 08
SV432 - 12/12	12 x 12
SV432 - 16/16	16 x 16
SV432 - 20/20	20 x 20
SV432 - 24/24	24 x 24

*Special Sizes available upon request.*

**IMPORTANT:** It is the specifier's responsibility to properly configure the HVAC system to meet the appropriate level of comfort, safety, security and detention

### THROW PATTERNS



### PRODUCT FEATURES

#### Face Flange

16 GA (standard)

#### Material Type

Stainless Steel (standard)

#### Horizontal Louvers

16 GA with 3-1/4" Neck Depth (std)

#### Finish

2B Mill Finish (std)

Beige Powder Coat-5 to 7 mil (opt)

White Powder Coat-5 to 7 mil (opt)

Other Powder Coat Colors \_\_\_\_\_

#### Sleeve (optional)

14 GA Galvanized - specify length \_\_\_\_\_

#### Locking Frame

1" x 1" x 3/16" (optional)

1" x 1" x 1/4" (optional)

1" x 1" x 1/8" (optional)

**Opposed Blade Damper (optional)**  
(galvanized, shipped loose)

Rear Operated

**Anchoring Studs** -(optional)

Nelson Type - specify stud size \_\_\_\_\_

QTY	ROUGH OPENING		THROW PATTERN
	W"	X H"	
27	9	9	2-L

### SUBMITTAL APPROVAL

<b>Job Name and Location</b>			
<b>Engineer</b>	Date	<b>Factory</b>	Date
<b>Mfr. Rep.</b>	Date	<b>Submitted By</b>	Date

NOVEMBER 2007  
NEW CONSTRUCTION  
STAINLESS STEEL

S-VENT SECURITY PRODUCTS PAGE 16